

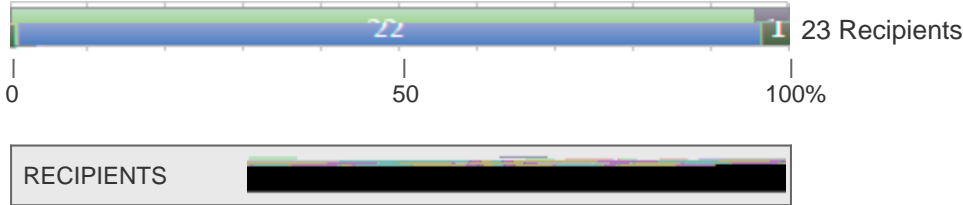
# Survey Results for Spec Ed Mild-Moderate Disabilities Exit Survey 2017

Spec Ed Mild-Moderate Disabilities supplemental questions for the Exit Survey  
Included Response Periods: All Response Periods  
Compare Results By: No Grouping

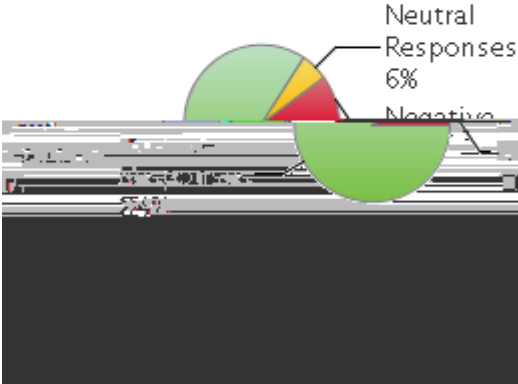
## Overall Summary

Total Survey Recipients: 23

Response Rate for 2017 Spring Ed Sped MM



## Question Response Summary



# Detailed Question Results

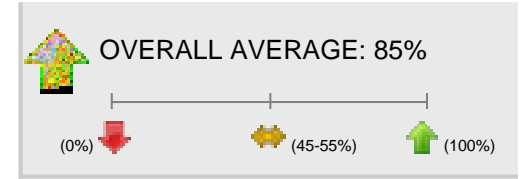
In regards to working with students with mild/moderate disabilities, how well prepared are you to administer, score, and interpret a variety of both formal and informal assessments and use the data gathered to determine eligibility and create IEP's?

 WELL PREPARED

 ADEQUATELY PREPARED

 SOMEWHAT PREPARED

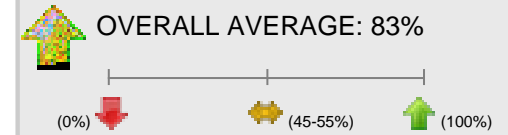
 NOT AT ALL PREPARED



Ov 0 mal and informauqr966 re f QT9 cm 0 0 147.12 3 re foie297.83 cm 0 0 222.24 6 5cm /Xf3 Do Q Q q 1 0 0 1 671.14 0 cm /Xf935

# Detailed Question Results


In regards to working with students with mild/moderate disabilities, how well prepared are you to select and implement effective curriculum for differentiation, and instruction so students' can access the core content?



WELL PREPARED ADEQUATELY PREPARED SOMEWHAT PREPARED NOT AT ALL PREPARED

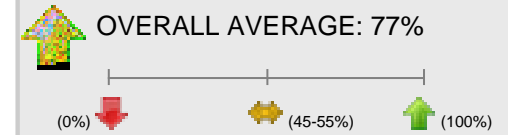


In regards to working with students with mild/moderate disabilities, how well prepared are you to select and implement effective curriculum for differentiation, and instruction so students' can access the core content?



# Detailed Question Results

In regards to working with students with mild/moderate disabilities, how well prepared are you to select and implement specific instructional methods to enable students to meet their IEP goals and any other educational needs?



WELL PREPARED

ADEQUATELY PREPARED

SOMEWHAT PREPARED

NOT AT ALL PREPARED



In regards to working with students with mild/moderate disabilities, how well prepared are you to select and implement specific instructional methods to enable students to meet their IEP goals and any other educational needs?

Overall

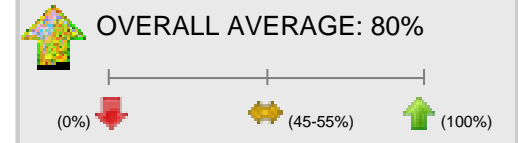
Average Score: 77%

series	value
0	9.0
1	11.0
2	2.0

0% 50% 100%

# Detailed Question Results

How well would you rate your overall experience(s) during special education fieldwork?



IT WAS EXCELLENT

IT WAS A GOOD PROGRAM

IT WAS OKAY

IT WAS DISAPPOINTING



How well would you rate your overall experience(s) during special education fieldwork?

Overall

Average Score: 80%

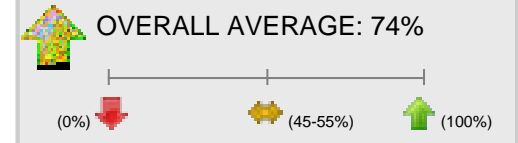
" style="display: none; ">





# Detailed Question Results

How many times per quarter did your University supervisor visit/observe you in your fieldwork placement during the 2016-2017 academic year?



NEVER 1-2 TIMES 3-4 TIMES MORE THAN 4 TIMES



How many times per quarter did your University supervisor visit/observe you in your fieldwork placement during the 2016-2017 academic year?

Overall

Average Score: 74%

" style="display: none; ">

series	value
1	1.0
2	15.0
3	6.0

0% 50% 100%

# Detailed Question Results

Please estimate the average length of the University supervisor visit/observations, including conference time, during the 2016-2017 academic year?



OVERALL AVERAGE: 53%

(0%)



(45-55%)



(100%)

LESS THAN 30 MINUTES

31 TO 45 MINUTES

46 - 60 MINUTES

61-75 MINUTES

MORE THAN 76 MINUTES



Please estimate the average length of the University supervisor visit/ observations, including conference time, during the 2016-2017 academic year?

Overall

" style="display: none; ">



Average Score: 53%

series

value

1

7.0

2

8.0

3

4.0

4

3.0

|  
0%

|  
50%

|  
100%



# Detailed Question Results

Please estimate the number of times per quarter, beyond site visits that your University supervisor provided fieldwork/student teaching support, consultation, feedback, during the 2016-2017 academic year via:

E-MAIL

PHONE

OFF SITE MEETING



Please estimate the number of times per quarter, beyond site visits that your University supervisor provided fieldwork/student teaching support, consultation, feedback, during the 2016-2017 academic year via:

Overall

" style="display: none; ">

series	value
0	16.0
1	1.0
2	4.0

0% 50% 100%